

Braille / Tactile Signs

Building Code of Australia

Metal Sign & Label standard braille tactile signs will meet Australia/New Zealand Standards AS 1428.1 and the Building Code of Australia when installed following these instructions.

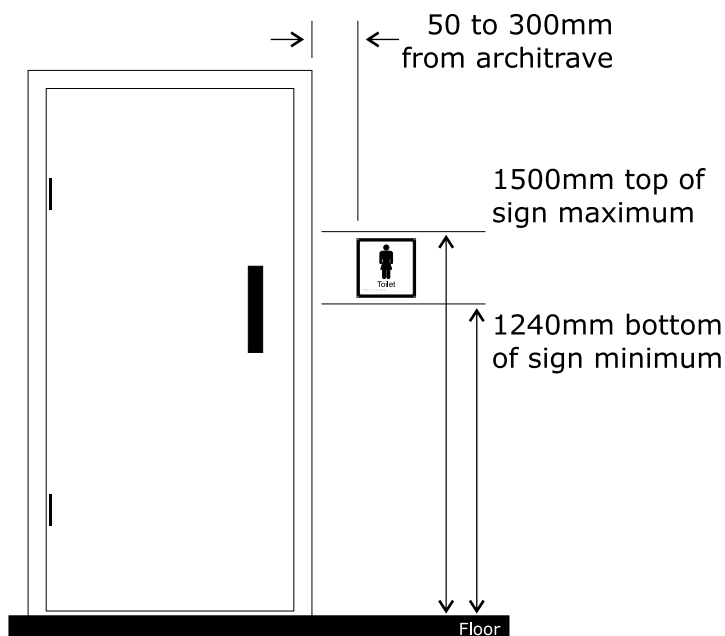
Sign must be located not less than 1240mm and not higher than 1500mm above the floor or ground surface.

Signs identifying rooms containing features or facilities listed must be located

(i) on the wall on the latch side of the door with the leading edge of the sign located between 50mm and 300mm from the architrave; and

(ii) in the event of insufficient latch side dimension, a sign may be placed on the non latch side of the door; and

(iii) where (i) or (ii) is not possible, the sign may be placed on the door itself.



Installation Process Requirements

Sign, Lint free cloth, Cleaning agent, Ruler / Tape measure, Pencil

Clean

Before applying the sign to any surface, the area must be thoroughly cleaned to remove all grease and oil from the surface. Make sure any cleaner has evaporated from the surface before applying the sign as fumes may affect the adhesive tape. Ensure newly painted surfaces are dry and fully cured.

Measure



Measure to the location the sign is to be placed. Mark the location with a pencil.

Peel

Turn sign over and remove backing from adhesive tape.

Stick

Align the sign with the location previously determined. Firmly push the sign against the surface. The sign is now permanently affixed to the surface and removal may damage both the sign and the surface.



Metal Sign & Label Pty Ltd

15 Jules Avenue Rochedale South 4123

P O Box 1414

Springwood 4127

Brisbane Australia

www.metalsignlabel.com.au

Phone (07) 3299 3877 Fax (07) 3299 1377